
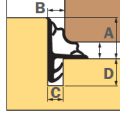

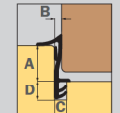

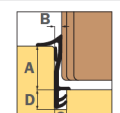

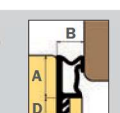

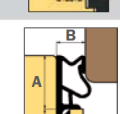

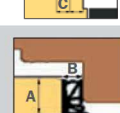



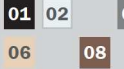




















Joint de seuil de portes d'entrée

Huisdeurdichtingen



	MESURES AFMETINGEN [mm]				PROFILÉ PROFIEL	COULEURS KLEUREN	UE VE	
	A Feuille Spinning- hoogte	B Jeu Aanslag- speling	C Largeur de rainure Groefbreedte	D Profondeur de rainure Groefdiepte			Carton [m] Doos [m]	Palette [m] Pallet [m]
TSP-Siilikon	12-18	5	5	8	SC 191	 	01 02 04 05 08	100 1800
	15	5	5	8	SC 125	 	01 02 03 05 06	300 1200
	18	5	5	8	SC 128	 	01 02 03 05 06	100 -
	10	6,5	3	5	SC 710	 	01 02 06	50 900
	12	6,5	3	6	SC 712	 	01 02 06	200 2000
	12	5-8	4-5	8	SC 312	 	01 02 04 05 06 08	50 1800

	MESURES AFMETINGEN [mm]				PROFILÉ PROFIEL	COULEURS KLEUREN	UE VE	
	A Feuille Sponning- hoogte	B Jeu Aanslag- speling	C Largeur de rainure Groefbreedte	D Profondeur de rainure Groefdiepte			Carton [m] Doos [m]	Palette [m] Pallet [m]
TSP-Siilikon	12	3-8	4-5	8	Si 312 		200	3200
	15	5-8	4-5	8	SC 315 		100	1800
	15	3-8	4-5	8	Si 315 		200	3200
	18	5-8	4-5	8	SC 318 		100	1800
	18	3-8	4-5	8	Si 318 		200	3200
TSP-Lan	12	5-8	4-5	8	SH 112 		150	4500
	15	5-8	5	8	L 5215 		200	2800
	15	5-8	4-5	8	SH 115 		140	4200
	18	5-8	5	8	L 5218 		200	2800
	18	5-8	4-5	8	SH 118 		120	3600
	-	10	3,5	9	L 7017 		75*	-

* 60 pièces de 1,25 m

* 60 stuk à 1,25 m